



Webex Legislate

A sustainable solution for legislators to stay near their constituents

Solving challenges for legislatures...

Need for hybrid
remote/ in-person
solution

Specific roles
ie) voter, observer,
Speaker

Secure, secure,
secure

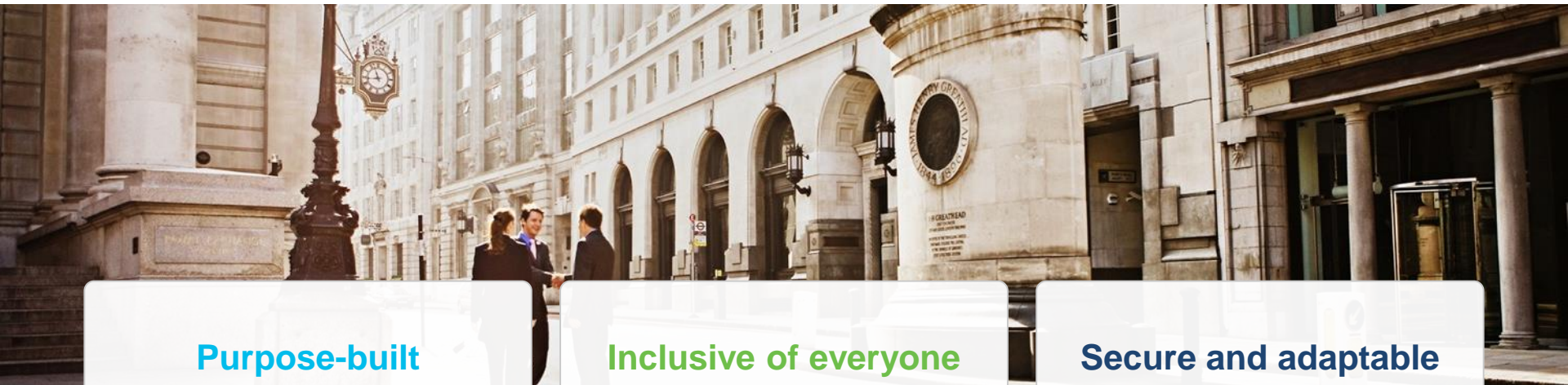
Legal procedures
differ by city, state,
country

Specialized
requirements, like live
interpretation

Entrenched in rules,
preferences and
traditions

Ability to manage the
proceedings of large
groups easily

Cisco delivers the in-person experience to remote and hybrid legislatures



Purpose-built

Vote and conduct hearings virtually or a hybrid of in-person and remote with specialized tools to replicate the in-person experience

Inclusive of everyone

Built-in features like **live interpretation, ASL video, and closed captioning** ensure everyone can participate

Secure and adaptable

Stay protected with **secure participant verification** and **preserve tradition and process** with customizations available out of the box

Designed for

National/International

National legislatures and international legislative bodies

State/Regional

State legislatures, regional legislative bodies

Local

City council, county board, school board

Governing bodies

Associations, private boards, committees

Webex Legislate

A secure, purpose-built solution to enable in-person experiences for remote and hybrid legislative bodies

Session & timer management

Live interpretation

Multiple hosts

Voter role

Press & public observer role

Customization of all roles

Customize "Raise hand" options

Closed captions

Main vs sidebar room indication

Complete voting functionality

Secure participant verification

Video lobby

Info panel to clarify proceedings

Sidebar video meeting rooms

The screenshot displays the Webex Legislate interface. At the top, a blue header bar shows the session title 'Webex Legislate', a timer at '00:09:43', and vote counts: 'Yea: 0', 'Nay: 0', and 'Pres: 0'. A 'Show help tips' button is in the top right. The main area is a 3x3 grid of video thumbnails for participants: Cohen, Stefla (Speaking); Keller, Marc; Jennings, Lola; Clark, Kyle; Fisher, Brian; Brown, Lee; Weber, Rhoda; May, Lucinda; and Glover, Theodore. A bottom control bar includes buttons for 'Off', 'Off', 'Share', 'Raise', and 'Exit'. On the right, a sidebar contains a 'Chamber' and 'My Rooms' section, a 'Vote Open: Vote on Res. 2742' section with a 'Vote Now' button, and an 'Agenda' section with a search bar and a list of proceedings.

Purpose-built for legislatures

Webex Legislate

Complete voting functionality – voting agenda

The screenshot displays the Webex Legislate interface. At the top, a blue header bar contains the Webex Legislate logo, a timer at 00:09:43, and session statistics: Yea: 0, Nay: 0, Pres: 0. A 'Show help tips' link and a user profile icon are on the right. The main area features a 3x3 grid of video thumbnails for participants: Stella Cohen (Speaking), Marc Keller, Lola Jennings, Kyle Clark, Brian Fisher, Lee Brown, Rhoda Weber, Lucinda May, and Theodore Glover. A bottom control bar includes buttons for 'Off', 'Off', 'Share', 'Raise', and 'Exit', along with a small video thumbnail of the current speaker. On the right, a sidebar shows 'Chamber' and 'My Rooms' tabs. A notification states 'You are in the main Chamber' with a 'Details' link. Below this, a 'Vote Open: Vote on Res. 2742' section features a green 'Vote Now' button. The 'Attendants' and 'Agenda' tabs are visible. The 'Agenda' section includes a search bar, 'All Proceedings', 'Open Currently' (with a 'Vote on Res. 2742' entry), and 'Scheduled' items: 'Debate: Mr Jones' and 'Debate: Mr Murphy', each with a timer icon.


Webex Legislate


Integrated speaking and vote timers


The screenshot displays the Webex Legislate interface. At the top, a blue header bar contains the Webex Legislate logo, a timer showing 00:09:43, and vote counts for 'Yea: 0', 'Nay: 0', and 'Pres: 0'. A 'Show help tips' link and a user profile icon are on the right. The main area is a 3x3 grid of video thumbnails for participants: Stella Cohen (Speaking), Marc Keller, Lola Jennings, Kyle Clark, Brian Fisher, Lee Brown, Rhoda Weber, Lucinda May, and Theodore Glover. A 'Pause', 'Extend', and 'Finish' menu is overlaid on the top-left thumbnail. The right sidebar includes 'Chamber' and 'My Rooms' tabs, a 'Vote Open' section for 'Vote on Res. 2742' with a 'Vote Now' button, and an 'Agenda' section with a search bar and a list of scheduled items: 'Debate: Mr Jones' and 'Debate: Mr Murphy'. At the bottom, a control bar features 'Off' (mute), 'Off' (video), 'Share', 'Raise' (hand), and 'Exit' buttons, along with a small thumbnail of the current speaker.


Webex Legiscare


Submitting a vote


Webex Legiscare 00:09:23 Yea: 1 Nay: 0 Pres: 0 Show help tips 


 **Cohen, Stella** (Speaking)


 **Keller, Marc**


 **Jennings, Lola**


 **Clark, Kyle**







 **Fisher, Brian**

 **Brown, Lee**

 **Weber, Rhoda**

 **May, Lucinda**

 **Glover, Theodore**

Chamber **My Rooms**

You are in the main Chamber [Details](#)

You have voted **Yea** [Change vote](#)

Attendants **Agenda**

Search

All Proceedings

Open Currently

Vote
Vote on Res. 2742

Scheduled

Timer
Debate: Mr Jones

Timer
Debate: Mr Murphy

Webex Legislate

Vote tally

The screenshot shows a 'Vote details' modal window overlaid on a Webex meeting interface. The modal has a title bar with a close button (X) and three tabs: 'Details', 'Tally' (selected), and 'Voter'. The 'Tally' tab displays three donut charts for 'Yea's', 'Nay's', and 'Pres'. Below the charts is a table showing the total number of votes and a breakdown by party affiliation: Democratic, Republican, and Independent.

| | Yea's | Nay's | Pres |
|-------------|-------|-------|------|
| Total | 263 | 180 | 0 |
| Democratic | 76 | 165 | 0 |
| Republican | 198 | 26 | 0 |
| Independent | 1 | 0 | 0 |

Webex Legislate

Voter list

The screenshot displays the 'Voter details' modal in the Webex Legislate application. The modal is titled 'Voter details' and has a close button (X) in the top right corner. It features three tabs: 'Details', 'Tally', and 'Voter', with the 'Voter' tab currently selected. Below the tabs is a search bar with a magnifying glass icon and the text 'Search'. The main content is a table with four columns: 'Name', 'Group', 'Time', and 'Preference'. Each row represents a voter, with a small profile picture icon to the left of the name. The 'Group' column lists political affiliations like 'Democratic' and 'Republican'. The 'Time' column shows a timestamp of '1:47 AM 22 Aug 2020'. The 'Preference' column shows the voter's choice, such as 'Yea' or 'Nay'. A 'Close' button is located at the bottom right of the modal. The background of the application shows a blurred view of a legislative session with participants and an American flag.

| Name | Group | Time | Preference |
|---------------|------------|---------------------|------------|
| Cohen, Stella | Democratic | 1:47 AM 22 Aug 2020 | Yea |
| Fisher, Brian | Republican | 1:47 AM 22 Aug 2020 | Yea |
| Bates, Isaiah | Democratic | 1:47 AM 22 Aug 2020 | Yea |
| Clark, Kyle | Democratic | 1:47 AM 22 Aug 2020 | Nay |
| Brown, Lee | Republican | 1:47 AM 22 Aug 2020 | Yea |
| Keller, Marc | Democratic | 1:47 AM 22 Aug 2020 | Yea |
| Fisher, Brian | Republican | 1:47 AM 22 Aug 2020 | Yea |
| Bates, Isaiah | Democratic | 1:47 AM 22 Aug 2020 | Yea |
| Brown, Lee | Republican | 1:47 AM 22 Aug 2020 | Yea |
| Keller, Marc | Democratic | 1:47 AM 22 Aug 2020 | Yea |
| Fisher, Brian | Republican | 1:47 AM 22 Aug 2020 | Yea |

Webex LegiSlate

Huddle outside of a hearing via video for private discussions

The screenshot displays the Webex LegiSlate interface. At the top, a blue header contains the "HOUSE OF LEGISLATION" logo and a "Show help tips" button. The main area features a grid of video feeds for three participants: Stella Cohen (Speaking), Marc Keller, and Kyle Clark. Below the grid is a control bar with buttons for "Off" (muted), "On" (video), "Share", "Raise hand", and a "Me" thumbnail. On the right, a sidebar includes tabs for "Chamber" and "My Rooms", a status message: "You are currently in the Legislative Team Room. There is no active vote or debate.", and a "Participants" tab with an "Exit" button. Below this is a search bar and an "Add" button. The participant list is divided into "In Room" (Cohen, Stella; Keller, Marc; Clark, Kyle) and "Not in Room" (Bates, Isaiah).

Inclusive of everyone

Webex Legislate

Integrated attendee information

The screenshot displays the Webex Legislate interface. At the top, the header includes the Webex logo, the text "Webex Legislate", and a "Show help tips" button with a user icon. The main area is a 3x3 grid of video thumbnails for participants: Cohen, Stella (Speaking), Keller, Marc, Jennings, Lola, Clark, Kyle, Fisher, Brian, Brown, Lee, Weber, Rhoda, May, Lucinda, and Glover, Theodore. A profile card for Stella Cohen is overlaid on the Jennings, Lola thumbnail, showing her name, title "Cohen, Stella", email "cohen.stella@senate.gov", and a bio: "Democrat California's 78th congressional district Stella Cohen is an American lawyer and politician who has served as the U.S. Representative for California's 78th congressional district since 2013. A member of the Democratic Party, Cohen is currently in his 10th term as a congressman, having served since 2001". The right sidebar contains navigation tabs for "Chamber" and "My Rooms", a status box indicating "You are in the main Chamber" and "No active agenda items", and sections for "Attendants" and "Agenda". The "Attendants" list includes: Cohen, Stella (Democrat), Fisher, Brian (Republican), Jennings, Lola (Democrat), Clark, Kyle (Democrat), Brown, Lee (Republican), Keller, Marc (Democrat), Fisher, Brian (Republican), Jennings, Lola (Democrat), and Brown, Lee (Republican). At the bottom, there are control buttons for "Off", "Off", "Share", "Raise", and "Exit", along with a small user icon.

Webex LegiSlate

Live interpretation - ASL

The screenshot displays a Webex LegiSlate meeting interface. At the top, the title bar reads "Webex LegiSlate" and "Show help tips" with a user profile icon. The main area is a 3x3 grid of video thumbnails. The top row shows Stella Cohen (Speaking), Marc Keller, and Lola Jennings. The middle row shows Kyle Clark, Brian Fisher, and Lee Brown. The bottom row shows Lucinda May, Theodore Glover, and an ASL interpreter. The interpreter's window includes "Audio Balance" and "Interpreter" labels. A sidebar on the right contains "Chamber" and "My Rooms" tabs, a message box stating "You are in the main Chamber" and "No active agenda items", and an "Attendants" section with a search bar and a list of participants including their names and party affiliations. At the bottom, there are control buttons for "Off", "Off", "Share", "Raise", "Exit", and a small profile icon.

Webex Legistate

Live interpretation – alternative languages

The screenshot displays a Webex Legistate meeting interface. At the top, the title bar shows "Webex Legistate", a timer at "00:04:52", and a "Show help tips" button. The main area is a grid of 25 video thumbnails for participants, including Mick Quinn, Jean Rosauer, Michael Timmerly, Haritha Irigi, Dominic Scott, Josh Baggett, Cathy Worden, Bruno Bernard, Paul Glynn, Gina Flores, Anna Bassham, Mark Mendoza, Pastora Valero, Percy Ott, Jason Ruane, Brian McGlynn, Vinita Venugopal, Anna Smirnova, and Quentin Maréchal. A "Quentin Maréchal" thumbnail is highlighted in blue. An "Audio Balance" window is open over the bottom-left thumbnail, showing "Interpreter" and "Chamber" options. The bottom control bar includes buttons for "On" (muted), "On" (video off), "Share", "Raise", and "Exit". The right sidebar shows "Chamber" and "My Rooms" tabs, a "Speech Timer in progress: Debate: Mr Maréchal" notification, and a "People" tab with a search bar and a list of participants: Maréchal, Quentin (Silver Party); INDRIMAYUTRI, DESI (Silver Party); Quinn, Mick (Gold Party); Quinlan, Ryan (Silver Party); Flores, Gina (Gold Party); Kandalaft, Dima (Silver Party); Falzone, Josh (Silver Party); and Mohamed, Aziz (Silver Party).

Webex Legiscap

Closed captions

The screenshot displays a Webex Legiscap meeting interface. At the top, the header includes the Webex Legiscap logo, a timer set to 00:00:50, and a 'Show help tips' button. The main area is a grid of 25 video thumbnails for participants. A large black box with white text is overlaid on the bottom center of the grid, containing the caption: "Mr. Speaker, over the last 5 years, I have spoken here on the floor more times". The participant whose video is partially obscured by the caption is Aaron Oden, indicated by a blue arrow pointing to his name. The right sidebar contains a 'Chamber' and 'My Rooms' section, a 'Speech Timer in progress' notification for Congressman Aaron Oden, and a 'People' section with a search bar and a list of all participants. At the bottom, there are control buttons for 'Off', 'On', 'Share', 'Raise', and 'Exit', along with a small thumbnail of the current speaker, Giuseppe Marrara.

Webex Legiscap 00:00:50 Show help tips

Chamber My Rooms

You are in the main Chamber
Speech Timer in progress:
One Minute Speech: Congressman Aaron Oden

People Agenda

Search

All Participants

- Oden, Aaron Silver Party 1
- Sanford, Jennifer Gold Party 2
- Marrara, Giuseppe Gold Party 3
- Ott, Percy Gold Party 4
- Timmeny, Michael 0
- Quinn, Mick Gold Party 0
- Campbell, Jeff Gold Party 0
- Rosauer, Jean Gold Party 0

Mr. Speaker, over the last 5 years, I have spoken here on the floor more times

Off On Share Raise Exit

Secure and adaptable

Webex Legislate

Secure join capability with single-sign-on

The screenshot shows a Webex Legislate sign-in interface. At the top left is the 'Webex for Legislatures' logo. At the top right, there are links for 'Show help tips' and 'English' with a dropdown arrow. The main content area is a white card with the following elements: the text '116TH CONGRESS, 2ND SESSION TOMORROW AT 10:30 AM', the House of Legislation logo (a blue circle with a white globe and the text 'HOUSE OF LEGISLATION'), the heading 'Sign in', the instruction 'Please enter your Webex login details', a password input field with the placeholder text 'Enter password', a blue 'Next' button, and a 'forgot password' link. At the bottom of the card is the copyright notice: '© 2020 Cisco and/or its affiliates. All rights reserved. Help | Webex for Legislatures | Privacy Statement | Terms of Service'. In the bottom right corner of the screen, there is a 'Session start' timer showing '00:16:34'.

Webex Legislate

Secure participant verification – In-person lobby attendant

The screenshot displays a Webex video conference interface. At the top, a blue header bar contains the Webex Legislate logo on the left and a "Show help tips" link with a user profile icon on the right. The main video area shows a large central window of a man, John Lawrence, wearing a headset and smiling. Below his video is a name label: "Lawrence, John (Attendant)". To the right, a smaller window shows a woman with glasses, labeled "Me". The background of the main video is a blurred office lobby with a red sofa and a window. At the bottom of the interface, there are three control buttons: a red "Off" button with a microphone icon, a "On" button with a microphone icon, and an "Exit" button with an 'X' icon.

Webex Legiscare

Lobby attendant view for participant verification

The screenshot shows the Webex Legiscare lobby attendant interface. At the top left, the 'HOUSE OF LEGISLATION' logo is displayed. At the top right, there is a 'Show help tips' link and a small profile picture of the attendant. The main area features a large video feed of a smiling woman with blonde hair and glasses, identified as Violet Daniels. Below the video, there are controls for 'Off' (muted) and 'On' (video on), and a small 'Me' thumbnail of the attendant. To the right of the video, there is an 'Info' panel for Violet Daniels, showing her name, age (55), DOB (22 aug 1965), and Party (Democrat). Below the info panel are three buttons: 'Refuse' (with a red slash icon), 'Hold' (with a hand icon), and 'Admit' (with a green checkmark icon). At the bottom right, there is a 'Participants' and 'Chat' section. The 'Participants' list includes: Cohen, Stella; Keller, Marc; Bates, Isaiah; Clark, Kyle; Fisher, Brian; and a partially visible name. A search bar is located above the list, and a 'Your Queue: 14' indicator is shown to the right of the list.

Out-of-the box roles enable quick setup and complete control

Interpreters



Legislators



Digital Clerks



Administrators



Press and Public



Webex Legistate

Agenda

Upcoming Past

Search Add

| Type | Name | Duration | Status | Session |
|-------|---------------------|----------|-----------|---------|
| Timer | qwe | 11m | Scheduled | None |
| Timer | Debate: Mr Maréchal | 5m | Scheduled | None |
| Timer | Debate: Mr Quinlan | 5m | Scheduled | None |
| Timer | Quentin Timer | 33m | Scheduled | None |
| Timer | qwqe | Open | Open | None |
| Vote | qwe | 11m | Scheduled | None |
| Vote | Vote Title | 1m | Scheduled | None |
| Vote | qwe | 1m | Scheduled | None |
| Vote | qwqwqwe | 1m | Scheduled | None |
| Vote | qwe | 0s | Scheduled | None |

Rows per page 10 1 - 10 of 15

- Sessions
- Agenda
- Users
- Groups
- Roles
- Customisation
- Support


Preserve tradition and process with customization


Customization

Branding Terminology Email




Save

Browser Tab Text:



Navigation bar: 

Navigation bar (huddle): 



Logos

-  Avatar
-  Favicon
-  Navigation bar logo

Icons

-  Chamber
-  Rooms

Backgrounds

-  Login
-  Lobby

- Sessions
- Agenda
- Users
- Groups
- Roles
- Customisation**
- Support

Global availability

Orderable on Cisco
Global Price List

Limited Availability November

General Availability December

[Webex.com/webex-
legislate.html](https://www.webex.com/webex-legislate.html)

Localized in 16 languages today

English
Spanish
Arabic
Chinese Simplified
Chinese Traditional
Dutch
French
German

Italian
Japanese
Korean
Portuguese
Russian
Swedish
Ukrainian

Webex Legislate Adoption Resources

Get access to everything you need to get your governing body, legislators, staff, and citizens started with Webex Legislate.

Getting started guides for all

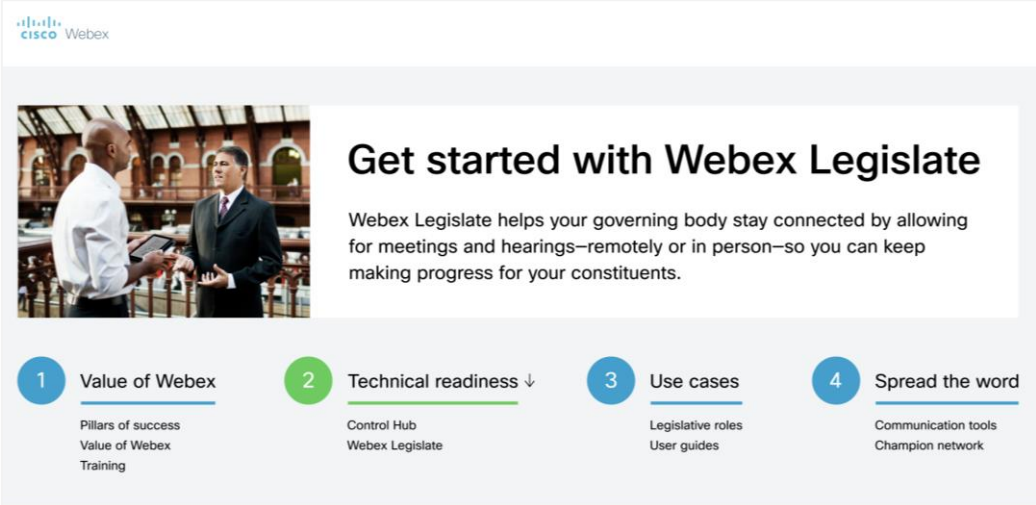
- IT, legislators, observers/citizens, stenographer, interpreter and more

Adoption resources

- Spread the word with, email templates, see tips, share in the community and more

Live training courses

- Join a live class or watch a recording of a demonstration



Get started with Webex Legislate

Webex Legislate helps your governing body stay connected by allowing for meetings and hearings—remotely or in person—so you can keep making progress for your constituents.

- 1 Value of Webex**
Pillars of success
Value of Webex
Training
- 2 Technical readiness ↓**
Control Hub
Webex Legislate
- 3 Use cases**
Legislative roles
User guides
- 4 Spread the word**
Communication tools
Champion network

cs.co/WebexLegislateAdoption

Meet the moment with Webex Legislate

- Never miss a vote
- Experts for your hearing, on-demand
- Citizens can be heard during proceedings without requiring travel
- Inclusive and accessible with new technologies
- Instant legislative sessions, for decisive action
- Institutional traditions maintained, virtually
- Security and accuracy preserved





Thank you